




**BUREAU
VERITAS**

TEST REPORT - PERFORMANCE






WATER HEATER






Report Number:	ADSF-EGZ-P23110366-1
Date of Issue:	13-Dec-2023
Date of Revise:	NONE
Testing Laboratory/Address:	Bureau Veritas Consumer Products Services (Guangzhou) Co., Ltd, Science City Branch Rm.101, G5 Building, South China Advanced Materials Innovation Park, No.31 Kefeng Rd, Guangzhou Science City, Guangzhou, 510663 China
Applicant/Address:	Qingdao Economic & Technology Development Zone Haier Water Heater Co., Ltd. Haier Industry Park, Qingdao Economic & Technology Development District, Shandong, P. R. China
Manufacturing Site/Address:	Same as the applicant
Testing Location/Address:	Same as the applicant
Product:	Heat Pump Water Heater
Trade Mark:	Haier
Model(s):	HP200M7C-F9, HP200M7C-F9(GN)
Model Similarity:	The two models are exactly identical except for model name.
Ratings:	220-240V~, 50Hz
Date of Sample(s) Received:	10-Sep-2023
Date of Test Started:	10-Sep-2023
Date of Test Finished:	26-Sep-2023
Standard(s)/Regulation(s):	(EU) No 814/2013 + (EU) 2016/2282 (EU) No 812/2013 + (EU) No 518/2014 EN 16147:2017+A1:2022
Conclusion:	The product tested complies with the ErP energy efficiency requirements and the Energy Efficiency Class of the tested product is A @colder climate, A+ @average climate, A+ @warmer climate.
Prepared by (name, function, signature):	Henry DENG Supervisor 
Approved by (name, function, signature):	Jeff ZHANG Performance Manager 

This report is governed by, and incorporates by reference, the Conditions of Testing as posted at the date of issuance of this report at <http://www.bureauveritas.com/home/about-us/our-business/cps/about-us/terms-conditions/> and is intended for your exclusive use. Any copying or replication of this report to or for any other person or entity, or use of our name or trademark, is permitted only with our prior written permission. This report sets forth our findings solely with respect to the test samples identified herein. The results set forth in this report are not indicative or representative of the quality or characteristics of the lot from which a test sample was taken or any similar or identical product unless specifically and expressly noted. Our report includes all of the tests requested by you and the results thereof based upon the information that you provided to us. Measurement uncertainty is only provided upon request for accredited tests. Statements of conformity are based on simple acceptance criteria without taking measurement uncertainty into account, unless otherwise requested in writing. You have 60 days from date of issuance of this report to notify us of any material error or omission caused by our negligence or if you require measurement uncertainty; provided, however, that such notice shall be in writing and shall specifically address the issue you wish to raise. A failure to raise such issue within the prescribed time shall constitute your unqualified acceptance of the completeness of this report, the tests conducted and the correctness of the report contents.

Photos:

1. Nameplate showing model number and serial number (if applicable)

   	
Heat Pump Water Heater	
Model	HP200M7C-F9
Volume	185L
Protection class	IPX4
Assigned water pressure	0.7MPa
Electrical connection (voltage / frequency)	220V-240V/50Hz
Maximum total power by DWH	2035W
Average power input by HP	320W
Maximum power input by HP	535W
Power input by electric backup	1500W
Refrigerant	R290 / 0.15kg
Maximum pressure of refrigerant	3.3MPa
Global Warming Potential (GWP)	3
Equivalent CO2	0.45kg
Number of manufacturer	2025ED
Serial number	
MADE IN P.R.C. Manufactured By Haier	
	

   	
Chauffe-eau à pompe à chaleur	
Modèle	HP200M7C-F9
Volume	185L
Classe de protection	IPX4
Pression d'eau assignée	0.7MPa
Connexion électrique (tension/fréquence)	220V-240V/50Hz
Puissance totale maximale par ECS	2035W
Puissance absorbée moyenne par HP	320W
Puissance absorbée maximale par HP	535W
Alimentation électrique par secours électrique	1500W
Réfrigérant	R290 / 0.15kg
Pression maximale du réfrigérant	3.3MPa
Potentiel de réchauffement climatique (PRG)	3
Équivalent CO2	0.45kg
Numéro de fabricant	2025ED
Numéro de série	
FABRIQUÉ EN CHINE Fabriqué par Haier	
	

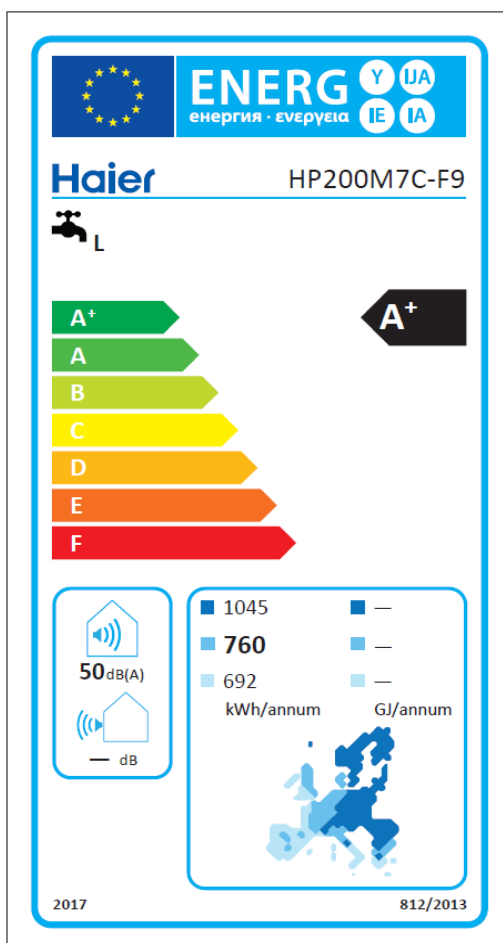
2. Product as received (including all parts and application)



3. Additional photos (if necessary)



4. Energy label



5. Nameplate - HP200M7C-F9(GN)

Haier

Heat Pump Water Heater

Model	HP200M7C-F9(GN)
Volume	185L
Protection class	IPX4
Assigned water pressure	0.7MPa
Electrical connection (voltage / frequency)	220V-240V/50Hz
Maximum total power by DWH	2035W
Average power input by HP	320W
Maximum power input by HP	535W
Power input by electric backup	1500W
Refrigerant	R290 / 0.15kg
Maximum pressure of refrigerant	3.3MPa
Global Warming Potential (GWP)	3
Equivalent CO2	0.45kg
Number of manufacturer	2025ED
Serial number	

MADE IN P.R.C.
Manufactured By Haier**Haier**

Chauffe-eau à pompe à chaleur

Modèle	HP200M7C-F9 (GN)
Volume	185L
Classe de protection	IPX4
Pression d'eau assignée	0.7MPa
Connexion électrique (tension/fréquence)	220V-240V/50Hz
Puissance totale maximale par ECS	2035W
Puissance absorbée moyenne par HP	320W
Puissance absorbée maximale par HP	535W
Alimentation électrique par secours électrique	1500W
Réfrigérant	R290 / 0.15kg
Pression maximale du réfrigérant	3.3MPa
Potentiel de réchauffement climatique (PRG)	3
Équivalent CO2	0.45kg
Numéro de fabricant	2025ED
Numéro de série	

FABRIQUÉ EN CHINE
Fabriqué par Haier

Product Details

Water Heater Information	
Model Number of Unit Under Tested	HP200M7C-F9
Serial Number	N/A
Condition of Sample(s)	Production
Type of Product	Heat Pump Water Heater
Type of Heat Source	Outdoor air heat pump
Smart Control Function	No
Load Profile	L
Off-peak	No
Type of Temperature Control	Electronic
Rated Storage Volume (If applicable) [L]	185
Rated hot water temperature [°C]	55
Compressor Information	
Manufacturer / Trademark	Shanghai Highly Electrical Appliances Co., Ltd.
Manufacturer Model Number	WHP02000PCKQF3BU6B
Technical data	220-240V~, 50/60Hz, R290
Fan Motor Information	
Manufacturer / Trademark	Wolong Electric (Jinan) Motor Co., Ltd
Manufacturer Model Number	WZD-A05025D-02A
Technical data	DC 310V, 25W, ClassB, protection Class IP44

Ecodesign Requirements

Clause	Ecodesign requirements	Result - Remark	Verdict
1	Ecodesign Requirements for Water Heaters		-
1.1	Requirements for water heating energy efficiency		-
(a)	From 26 September 2015 the water heating energy efficiency of water heaters shall not fall below the following values:	(see test results)	Pass
(b)	From 26 September 2017 the water heating energy efficiency of water heaters shall not fall below the following values:	(see test results)	Pass
(c)	From 26 September 2018 the water heating energy efficiency of water heaters shall not fall below the following values:		N/A
1.2	Requirements for storage volume of storage water heaters with declared load profiles 3XS, XXS, XS and S from 26 September 2015:		N/A
(a)	for storage water heaters with declared load profile 3XS the storage volume shall not exceed 7 litres		N/A
(b)	for storage water heaters with declared load profiles XXS and XS, the storage volume shall not exceed 15 litres		N/A
(c)	for storage water heaters with declared load profile S the storage volume shall not exceed 36 litres		N/A
1.3	Requirements for mixed water at 40 °C of storage water heaters with declared load profiles M, L, XL, XXL, 3XL and 4XL		Pass
	From 26 September 2015 the amount of mixed water at 40 °C shall not fall below the following values	(see test results)	Pass
1.4	Requirements for sound power level		Not Check
	From 26 September 2015 the sound power level of heat pump water heaters shall not exceed the following values	(see test results)	Not Check
1.5	Requirements for emissions of nitrogen oxides		N/A
(a)	From 26 September 2018 emissions of nitrogen oxides, expressed in nitrogen dioxide, of water heaters shall not exceed the following values		N/A
	— conventional water heaters using gaseous fuels: 56 mg/kWh fuel input in terms of GCV		N/A
	— conventional water heaters using liquid fuels: 120 mg/kWh fuel input in terms of GCV		N/A
	— heat pump water heaters equipped with external combustion using gaseous fuels and solar water heaters using gaseous fuels: 70 mg/kWh fuel input in terms of GCV		N/A
	— heat pump water heaters equipped with external combustion using liquid fuels and solar water heaters using liquid fuels: 120 mg/kWh fuel input in terms of GCV		N/A

Clause	Ecodesign requirements	Result - Remark	Verdict
	— heat pump water heaters equipped with an internal combustion engine using gaseous fuels: 240 mg/kWh fuel input in terms of GCV		N/A
	— heat pump water heaters equipped with an internal combustion engine using liquid fuels: 420 mg/kWh fuel input in terms of GCV		N/A
1.6	Requirements for product information related to water heaters		Pass
	From 26 September 2015 the instruction manuals for installers and end-users, free access websites of manufacturers, their authorised representatives and importers and technical documentation for the purposes of conformity assessment pursuant to Article 4 shall contain the following elements:		Pass
(a)	information identifying the model(s), including equivalent models, to which the information relates		Pass
(b)	the results of the measurements for the technical parameters specified in point 6 of Annex III		Pass
(c)	the results of the calculations for the technical parameters specified in point 2 of Annex IV		Pass
(d)	any specific precautions that shall be taken when the water heater is assembled, installed or maintained		Pass
(e)	for heat generators designed for water heaters and water heater housings to be equipped with such heat generators, their characteristics, the requirements for assembly, to ensure compliance with the ecodesign requirements for water heaters and, where appropriate, the list of combinations recommended by the manufacturer		N/A
(f)	information relevant for disassembly, recycling and/or disposal at end-of-life		Pass

For Colder Climate

Storage volume

Item	Symbol	Unit	Value
Tare Weight	-	Kg	97
Filled Weight	-	Kg	282
Average Water Inlet Temperature	-	°C	10
Actual weight of water contained inside the tank	m_{act}	Kg	185.0
Measured Storage Volume	C_{act}	L	185.1

Heating up

Item	Symbol	Unit	Value
Ambient temperature of heat pump	-	°C	20.1
Heat source air dry bulb temperature	-	°C	1.99
Heat source air wet bulb temperature	-	°C	1.00
Heating up time	t_h	h	8.94
Electrical energy consumption	W_{eh-HP}	kWh	2.757

Standby power input

Item	Symbol	Unit	Value
Ambient temperature of heat pump	-	°C	19.6
Heat source air dry bulb temperature	-	°C	1.96
Heat source air wet bulb temperature	-	°C	0.97
Test Voltage	-	V	230.1
Test Frequency	-	Hz	50
Measured electrical energy consumption during the last on-off cycle	W_{es-M}	kWh	0.753
Correction due to electrical energy consumption of fan/liquid pump	$W_{EL-Corr}$	kWh	0
Total electrical energy consumption during the last on-off cycle	W_{es-HP}	kWh	0.8
Duration of the last on-off-cycle	t_{es}	s	74628
Standby power input	P_{es}	kW	0.036

Water draw-offs

Item	Symbol	Unit	Value
Ambient temperature of heat pump	-	°C	20
Heat source air dry bulb temperature	-	°C	2
Heat source air wet bulb temperature	-	°C	1
Test Voltage	-	V	230
Test Frequency	-	Hz	50
Load profile	<i>Load profile</i>	--	L
Total useful heat during the whole tapping cycle	-	kWh	11.539
Calculated heat energy produced by electrical resistance heater	Q_{EL-LP}	kWh	0.063
The total useful energy content during the whole load profile	Q_{LP}	kWh	11.602
The total measured electrical energy consumption	$W_{EL-M-LP}$	kWh	5.272
Time period of test cycle in hours	t_{TTC}	h	39.69

Total electrical energy consumption during the whole load profile	W_{EL-LP}	<i>kWh</i>	4.770
Coefficient of performance	COP_{DHW}	-	2.432

Mixed water at 40 °C and reference hot water temperature

Item	Symbol	Unit	Value
Ambient temperature of heat pump	-	°C	18.4
Heat source air dry bulb temperature	-	°C	2.06
Heat source air wet bulb temperature	-	°C	1.1
Test Voltage	-	V	230
Test Frequency	-	Hz	50
Time from starting the tapping until less than 40 °C	t_{40}	s	970.2
Reference hot water temperature	ϑ'_{WH}	°C	53.96
Maximum volume of mixed water at 40 °C	V_{40}	L	229.1

Smart Control

Item	Symbol	Unit	Value
Sequence of load profiles	-	-	N/A
Electricity consumption of reference period	$Q_{elec;week}$	<i>kWh</i>	N/A
Electricity consumption of smart period	$Q_{elec;week;smart}$	<i>kWh</i>	N/A
Smart control factor	SCF	%	N/A
Smart control	<i>smart</i>	-	0

Conclusion

Item	Symbol	Unit	Value
Primary standby heat loss	P_{stby}	kW	0.090
k-value	k	-	0.23
Ambient correction term	Q_{cor}	kWh	-0.497
Reference energy	Q_{ref}	kWh	11.655
Daily electricity consumption	Q_{elec}	kWh	4.792
Annual electricity consumption	AEC	kWh	1009
Water heating energy efficiency	η_{wh}	%	101
Ecodesign requirements from 26 Sep 2017	-	%	37
Ecodesign requirements from 26 Sep 2018 (XXL, 3XL, 4XL)	-	%	N/A
Comply with water heating energy efficiency requirement?	-	-	Pass
Water heating energy efficiency class	-	-	A

For Average Climate

Storage volume

Item	Symbol	Unit	Value
Tare Weight	-	Kg	97
Filled Weight	-	Kg	282
Average Water Inlet Temperature	-	°C	10
Actual weight of water contained inside the tank	m_{act}	Kg	185.0
Measured Storage Volume	C_{act}	L	185.1

Heating up

Item	Symbol	Unit	Value
Ambient temperature of heat pump	-	°C	19.7
Heat source air dry bulb temperature	-	°C	7
Heat source air wet bulb temperature	-	°C	6.00
Heating up time	t_h	h	6.71
Electrical energy consumption	W_{eh-HP}	kWh	2.157

Standby power input

Item	Symbol	Unit	Value
Ambient temperature of heat pump	-	°C	20.01
Heat source air dry bulb temperature	-	°C	7
Heat source air wet bulb temperature	-	°C	6.02
Test Voltage	-	V	230
Test Frequency	-	Hz	50
Measured electrical energy consumption during the last on-off cycle	W_{es-M}	kWh	0.751
Correction due to electrical energy consumption of fan/liquid pump	$W_{EL-Corr}$	kWh	0
Total electrical energy consumption during the last on-off cycle	W_{es-HP}	kWh	0.8
Duration of the last on-off-cycle	t_{es}	s	76320
Standby power input	P_{es}	kW	0.035

Water draw-offs

Item	Symbol	Unit	Value
Ambient temperature of heat pump	-	°C	20.1
Heat source air dry bulb temperature	-	°C	7
Heat source air wet bulb temperature	-	°C	6
Test Voltage	-	V	230
Test Frequency	-	Hz	50
Load profile	<i>Load profile</i>	--	L
Total useful heat during the whole tapping cycle	-	kWh	11.697
Calculated heat energy produced by electrical resistance heater	Q_{EL-LP}	kWh	0.097
The total useful energy content during the whole load profile	Q_{LP}	kWh	11.794
The total measured electrical energy consumption	$W_{EL-M-LP}$	kWh	3.964
Time period of test cycle in hours	t_{TTC}	h	37

Total electrical energy consumption during the whole load profile	W_{EL-LP}	<i>kWh</i>	3.606
Coefficient of performance	COP_{DHW}	-	3.271

Mixed water at 40 °C and reference hot water temperature

Item	Symbol	Unit	Value
Ambient temperature of heat pump	-	°C	19.5
Heat source air dry bulb temperature	-	°C	7.05
Heat source air wet bulb temperature	-	°C	6.08
Test Voltage	-	V	230
Test Frequency	-	Hz	50
Time from starting the tapping until less than 40 °C	t_{40}	s	960
Reference hot water temperature	ϑ'_{WH}	°C	53.11
Maximum volume of mixed water at 40 °C	V_{40}	L	228.6

Smart Control

Item	Symbol	Unit	Value
Sequence of load profiles	-	-	N/A
Electricity consumption of reference period	$Q_{elec;week}$	<i>kWh</i>	N/A
Electricity consumption of smart period	$Q_{elec;week;smart}$	<i>kWh</i>	N/A
Smart control factor	SCF	%	N/A
Smart control	<i>smart</i>	-	0

Conclusion

Item	Symbol	Unit	Value
Primary standby heat loss	P_{stby}	kW	0.088
k-value	k	-	0.23
Ambient correction term	Q_{cor}	kWh	-0.483
Reference energy	Q_{ref}	kWh	11.655
Daily electricity consumption	Q_{elec}	kWh	3.564
Annual electricity consumption	AEC	kWh	740
Water heating energy efficiency	η_{wh}	%	138
Ecodesign requirements from 26 Sep 2017	-	%	37
Ecodesign requirements from 26 Sep 2018 (XXL, 3XL, 4XL)	-	%	N/A
Comply with water heating energy efficiency requirement?	-	-	Pass
Water heating energy efficiency class	-	-	A+

For Warmer climate

Storage volume

Item	Symbol	Unit	Value
Tare Weight	-	Kg	97
Filled Weight	-	Kg	282
Average Water Inlet Temperature	-	°C	10
Actual weight of water contained inside the tank	m_{act}	Kg	185.0
Measured Storage Volume	C_{act}	L	185.1

Heating up

Item	Symbol	Unit	Value
Ambient temperature of heat pump	-	°C	19.4
Heat source air dry bulb temperature	-	°C	14.00
Heat source air wet bulb temperature	-	°C	13.00
Heating up time	t_h	h	6.12
Electrical energy consumption	W_{eh-HP}	kWh	1.963

Standby power input

Item	Symbol	Unit	Value
Ambient temperature of heat pump	-	°C	20.6
Heat source air dry bulb temperature	-	°C	14
Heat source air wet bulb temperature	-	°C	13
Test Voltage	-	V	230
Test Frequency	-	Hz	50
Measured electrical energy consumption during the last on-off cycle	W_{es-M}	kWh	0.556
Correction due to electrical energy consumption of fan/liquid pump	$W_{EL-Corr}$	kWh	0
Total electrical energy consumption during the last on-off cycle	W_{es-HP}	kWh	0.6
Duration of the last on-off-cycle	t_{es}	s	84024
Standby power input	P_{es}	kW	0.024

Water draw-offs

Item	Symbol	Unit	Value
Ambient temperature of heat pump	-	°C	20.5
Heat source air dry bulb temperature	-	°C	14
Heat source air wet bulb temperature	-	°C	13
Test Voltage	-	V	230
Test Frequency	-	Hz	50
Load profile	<i>Load profile</i>	--	L
Total useful heat during the whole tapping cycle	-	kWh	11.602
Calculated heat energy produced by electrical resistance heater	Q_{EL-LP}	kWh	0.043
The total useful energy content during the whole load profile	Q_{LP}	kWh	11.645
The total measured electrical energy consumption	$W_{EL-M-LP}$	kWh	3.614
Time period of test cycle in hours	t_{TTC}	h	39.84

Total electrical energy consumption during the whole load profile	W_{EL-LP}	<i>kWh</i>	3.277
Coefficient of performance	COP_{DHW}	-	3.554

Mixed water at 40 °C and reference hot water temperature

Item	Symbol	Unit	Value
Ambient temperature of heat pump	-	°C	20.5
Heat source air dry bulb temperature	-	°C	14.04
Heat source air wet bulb temperature	-	°C	13.02
Test Voltage	-	V	229.8
Test Frequency	-	Hz	50
Time from starting the tapping until less than 40 °C	t_{40}	s	973.8
Reference hot water temperature	ϑ'_{WH}	°C	53.91
Maximum volume of mixed water at 40 °C	V_{40}	L	229.6

Smart Control

Item	Symbol	Unit	Value
Sequence of load profiles	-	-	N/A
Electricity consumption of reference period	$Q_{elec;week}$	<i>kWh</i>	N/A
Electricity consumption of smart period	$Q_{elec;week;smart}$	<i>kWh</i>	N/A
Smart control factor	SCF	%	N/A
Smart control	<i>smart</i>	-	0

Conclusion

Item	Symbol	Unit	Value
Primary standby heat loss	P_{stby}	kW	0.060
k-value	k	-	0.23
Ambient correction term	Q_{cor}	kWh	-0.331
Reference energy	Q_{ref}	kWh	11.655
Daily electricity consumption	Q_{elec}	kWh	3.280
Annual electricity consumption	AEC	kWh	691
Water heating energy efficiency	η_{wh}	%	148
Ecodesign requirements from 26 Sep 2017	-	%	37
Ecodesign requirements from 26 Sep 2018 (XXL, 3XL, 4XL)	-	%	N/A
Comply with water heating energy efficiency requirement?	-	-	Pass
Water heating energy efficiency class	-	-	A+

